

**BOARD OF EDUCATION
OCEANSIDE UNION FREE SCHOOL DISTRICT
OCEANSIDE, NEW YORK**

The Treasurer's Report for the month of:

January, 2016

Regular Meeting

March 15, 2016

GENERAL FUND

BALANCE: January 1, 2016 \$ 34,500,412.03

Receipts: January, 2016

Recovery of Expenses

Performing Arts	-
Health Insurance - Retirees	67,317.86
Due from ESEA	90,969.88
Due from Cafeteria	52,882.19
Due from Capital	-
Due from Trust & Agency/Private Purpose Trust	-
Lost Books/Calculators	6.00
Petty Cash	-
Postage & Printing	228.00

Revenues

Taxes, STAR, PILOT	17,956,256.10
State Aid - General	113,161.76
State Aid - Excess Cost	-
Other State Aid	-
BOCES Aid	-
Interest	3,413.86
Other Revenues	255,489.75
Refund of Prior Year Exp	-
Non Resident Tuition	-
TAN Proceeds	-
Bond Proceeds	-
Rent	-
Medicaid	1,405.70
Other Student Fees	1,609.58
Unneeded Authorizations	-
Transfer frm MBIA/MM	-
Transfer frm DOCA Accounts	-
Use of Facilities	<u>1,540.00</u>

Total Receipts: January, 2016 \$ 18,544,280.68

Total Balance & Receipts as of January, 2016 \$ 53,044,692.71

Payments: January, 2016

Current Bills	2,805,999.15
Transfer to MM	20,000,000.00
Transfer to Capital Fund	-
Transfer to Federal Fund	-
Transfer to Cafeteria Fund	-
Transfer to Trust & Agency Fund	48,680.50
Transfer to Bond Fund	-
Bond Payment	272,209.38
TAN Payment	-
BAN Payment	-
Transfer to Workers' Comp	100,000.00
P/R #15,16	<u>7,291,480.99</u>

Total Payments: January, 2016 30,518,370.02

Balance: January 31, 2016 \$ 22,526,322.69

ANALYSIS OF INVESTMENT ACCOUNT

		General Fund	
			CD/MM
Balance 1/01/16		\$ -	\$ 4,245,526.72
Purchases		-	20,000,000.00
Total		\$ -	\$ 24,245,526.72
Matured Investments		-	-
Interest Earned		\$ -	\$ 1,278.75
Balance 1/31/16		\$ -	\$ 24,246,805.47

SPECIAL FUNDS - ESEA

Balance: January 1, 2016 \$ 521,048.26

Receipts: January, 2016

Transfer from GF	-	
Futurecorps	-	
Nassau BOCES-Refund for Prior Year	-	
Transfer from other funds	-	
Other Local Grants	-	
Nassau County	-	
SUNY Research Foundation	-	
Write-off State Checks	-	
NYS Ed. Dept. - Grants	-	
NYSIR Insurance Recovery-Hurricane Sandy	-	
Interest	40.99	
	<hr/>	
Total Receipts: January, 2016		40.99
		<hr/>
Total Balance & Receipts as of January, 2016		521,089.25

Payments: January, 2016

Current Bills	23,030.47	
Transf to General Fund		
P/R# 15,16	90,969.88	
Loan Repayment to General Fund	-	
	<hr/>	
Total Payments: January, 2016		114,000.35
		<hr/>

Balance: January 31, 2016 \$ 407,088.90

CAFETERIA FUND

Balance:	January 1, 2016	\$ 137,458.69
<u>Receipts:</u>	<u>January, 2016</u>	
	Breakfast, Lunch & Milk Sales	91,532.14
	Prior Period Adjustment	
	Transf from General Fund	-
	Petty Cash	-
	Interest	10.54
	State Aid	-
		-
	Total Receipts - January, 2016	91,542.68
		229,001.37
<u>Payments:</u>	<u>January, 2016</u>	
	Current Bills	56,969.66
	P/R # 15,16	52,881.89
		109,851.55
	Total Payments January, 2016	109,851.55
Balance:	January 31, 2016	\$ 119,149.82

Capital Fund

Balance:	January 1, 2016	785,938.06
<u>Receipts:</u>	<u>January, 2016</u>	
	Interest	74.36
	Transfer from Bond Proceeds Account	17,942.00
	Miscellaneous Revenue	-
	Write off stale checks	-
	Transfer from General Fund	-
		-
	Total Receipts: January, 2016	18,016.36
	Total Balance & Receipts as of January, 2016	803,954.42
<u>Payments:</u>	<u>January, 2016</u>	
	Current Bills	32,714.20
	Transfer to General Fund	-
	Transfer to Chase Bond Account	-
		-
	Total Payments	32,714.20
Balance:	January 31, 2016	\$ 771,240.22

Capital Bond Fund

Balance:	January 1, 2016	3,001,505.23
<u>Receipts:</u>	<u>January, 2016</u>	
	Interest	272.53
	Transfer from Capital Fund	-
		-
	Total Receipts: January, 2016	272.53
	Total Balance & Receipts as of January, 2016	3,001,777.76
<u>Payments:</u>	<u>January, 2016</u>	
	Trasnf to General Fund (BAN Payment)	-
	Transfer to Capital Fund	17,942.00
		17,942.00
	Total Payments: January, 2016	17,942.00
Balance:	January 31, 2016	\$ 2,983,835.76

WORKER'S COMPENSATION

Balance:	January 1, 2016		\$ 24,342.60
<u>Receipts:</u>	<u>January, 2016</u>		
	Interest	6.08	
	Write-off stale checks	-	
	Transfer from General Fund	<u>100,000.00</u>	
	Total Receipts January, 2016		<u>100,006.08</u>
	Total Balance & Receipts as of January, 2016		124,348.68
<u>Payments:</u>	<u>January, 2016</u>		
	Current Bills	<u>43,501.03</u>	
	Total Payments		<u>43,501.03</u>
Balance:	January 31, 2016		<u>\$ 80,847.65</u>

Trust and Agency Fund

Balance:	January 1, 2016		\$ 285,286.72
<u>Receipts:</u>			
	Transfer from GF for PR Deductions & Taxes	3,208,933.30	
	ERS Refunds	-	
	Special Testing	-	
	Humanitarian Fund	100.00	
	HS Fundraising	-	
	NYSSMA-Student Participation	-	
	Other Perf Arts Competitions-Student Participation	-	
	Student Recorders	-	
	DAWC Booklets	-	
	Teachers' Center	-	
	High School Review Books	367.05	
	Miscellaneous Revenues	48,680.50	
	Interest	<u>59.93</u>	
	Total Receipts: January, 2016		<u>3,258,140.78</u>
	Total Balance & Receipts as of January, 2016		3,543,427.50
<u>Payments:</u>			
	Current Payments	977,249.28	
	P/R # 15,16	2,289,036.16	
	Transfer to General Fund	-	
	Transfer to Federal Fund	-	
	Transfer to Private Purpose Trust Fund	<u>-</u>	
	Total Payments: January, 2016		<u>3,266,285.44</u>
Balance:	January 31, 2016		<u>\$ 277,142.06</u>

Private Purpose Trust Fund

Balance: January 1, 2016 \$ 78,248.41

Receipts:

Scholarships	-	
Refund of Bank Charges	-	
Gifts and Other Donations	-	
Transfer from Trust & Agency Fund	-	
Interest	5.12	
	5.12	
Total Receipts: January, 2016		5.12
Total Balance & Receipts as of January, 2016		78,253.53

Payments:

Current Payments	-	
	-	
Total Payments: January, 2016		-

Balance: January 31, 2016 \$ 78,253.53

Permanent Fund

Balance: January 1, 2016 \$ 49,968.57

Receipts:

Interest-Treasury Note	-	
Interest	3.27	
	3.27	
Total Receipts: January, 2016		3.27
Total Balance & Receipts as of January, 2016		49,971.84

Payments:

Current Payments	-	
	-	
Total Payments: January, 2016		0.00

Balance: January 31, 2016 \$ 49,971.84

PAYROLL ACCOUNT

Balance: January 1, 2016 \$ 45,856.27

Receipts:

Transfer from General Fund	4,082,547.69	
	4,082,547.69	
Total Receipts: January, 2016		4,082,547.69
Total Balance & Receipts as of January, 2016		4,128,403.96

Payments:

Current Payments	4,082,547.69	
	4,082,547.69	
Total Payments: January, 2016		4,082,547.69

Balance: January 31, 2016 \$ 45,856.27

DOCA Checking Account

Balance: January 1, 2016 \$ 870,880.71

Receipts:

Transfer from DOCA Money Market Account	-	
CARES	33,808.50	
Driver's Ed	11,850.00	
Pre-K	61,107.50	
Summer Programs	-	
Continuing Ed (Adult & Youth)	18,000.00	
Deferred Revenue -Cares/Pre-K	(15,031.50)	
Refund Prior Year Exp.	-	
Interest	70.21	
	109,804.71	
Total Receipts: January, 2016		109,804.71
Total Balance & Receipts as of January, 2016		980,685.42

Payments:

Transfer to General Fund Operating Account	-	
Current Payments	1,558.62	
	1,558.62	
Total Payments: January, 2016		1,558.62

Balance: January 31, 2016 \$ 979,126.80

DOCA Money Market Account

Balance: January 1, 2016 \$ 809,878.67

Receipts:

CARES	18,679.00	
Driver's Ed	38,700.00	
Pre-K	4,406.75	
Summer Programs	-	
Continuing Ed (Adult & Youth)	4,802.00	
Deferred Revenue -Cares/Pre-K	8,158.50	
Interest	77.16	
	74,823.41	
Total Receipts: January, 2016		74,823.41
Total Balance & Receipts as of January, 2016		884,702.08

Payments:

Transfer to DOCA Checking Account	-	
Transfer to General Fund Operating Account	-	
	-	
Total Payments: January, 2016		-

Balance: January 31, 2016 \$ 884,702.08

Collateral

Total Deposits	\$ 55,733,663.16	
Market Value	\$ 58,520,670.46	
Collateral %	105%	

rdg-lrsrpt1516



**Extra Curricular Report
2015-2016**

	A	AF	AG	AH	AI	AJ
1		OPENING	ADD	REDUCE	CLOSING	DATE OF
2		BALANCE			BALANCE	LAST
3		JAN.2016	JAN.2016	JAN.2016	JAN.2016	ACTIVITY
4	AIDS Awareness	\$302.62	\$0.00	\$0.00	\$302.62	Dec-2015
5	African American Culture Club	\$937.80	\$0.00	\$0.00	\$937.80	May-2015
6	Anti Bullying Club	\$400.00	\$0.00	\$105.31	\$294.69	
7	Band Activity	\$0.00	\$0.00	\$0.00	\$0.00	Apr-2015
8	Basic Skills	\$55.35	\$0.00	\$0.00	\$55.35	Sep-2014
9	Freshman Battle	\$4,432.03	\$0.00	\$2,089.17	\$2,342.86	
10	Junior Battle	\$2,152.96	\$25.00	\$1,466.92	\$711.04	
11	Senior Battle	\$3,101.98	\$0.00	\$1,680.25	\$1,421.73	
12	Sophomore Battle	\$2,967.69	\$0.00	\$1,654.33	\$1,313.36	
13	Best Buddies	\$7,211.46	\$0.00	\$480.39	\$6,731.07	
14	Bethany House Project	\$0.00	\$0.00	\$0.00	\$0.00	Mar-2015
15	Big Buddies	\$1,205.58	\$0.00	\$0.00	\$1,205.58	Nov-2015
16	Botanical Gardens	\$0.00	\$0.00	\$0.00	\$0.00	May-2015
17	Boys Basketball	\$12.95	\$920.00	\$659.14	\$273.81	
18	Boys Cross Country	\$0.00	\$0.00	\$0.00	\$0.00	Apr-2015
19	Boys Lacrosse	\$686.71	\$0.00	\$0.00	\$686.71	Oct-2015
20	Boys JV Lacrosse	\$0.00	\$0.00	\$0.00	\$0.00	May-2015
21	Boys Soccer	\$1,693.09	\$74.00	\$0.00	\$1,767.09	
22	Boys JV Soccer	\$1,094.32	\$0.00	\$0.00	\$1,094.32	Sep-2015
23	Boys Track	\$354.86	\$0.00	\$0.00	\$354.86	Nov-2015
24	Cancer Awareness Club	\$1,983.81	\$740.28	\$0.00	\$2,724.09	
25	Oceanside H.S. Castleton	\$3,318.12	\$100.00	\$46.69	\$3,371.43	
26	Choral Activity	\$66.46	\$0.00	\$0.00	\$66.46	Aug-2015
27	Chess Club	\$294.00	\$0.00	\$0.00	\$294.00	Nov-2015
28	Class '15	\$8,370.54	\$0.00	\$0.00	\$8,370.54	Dec-2015
29	Class '16	\$4,277.53	\$100.00	\$0.00	\$4,377.53	
30	Class '17	\$2,247.23	\$0.00	\$0.00	\$2,247.23	Apr-2015
31	Class '18	\$1,726.90	\$0.00	\$0.00	\$1,726.90	Jun-2015
32	Class Trips	\$2,364.32	\$1,037.30	\$251.50	\$3,150.12	
33	Club X	\$463.89	\$0.00	\$0.00	\$463.89	Dec-2015
34	CSI Challenge	\$179.66	\$0.00	\$0.00	\$179.66	Dec-2015
35	Dance Team	\$98.15	\$279.15	\$64.00	\$313.30	
36	DECA	\$8,574.73	\$12,100.00	\$18,283.80	\$2,390.93	
37	DJ Club	\$200.00	\$0.00	\$0.00	\$200.00	Dec-2015
38	Fashion Club	\$0.00	\$0.00	\$0.00	\$0.00	Jul-2015
39	Feminist Culture Club	\$998.22	\$0.00	\$0.00	\$998.22	Jun-2015
40	Football Club	\$1,595.45	\$420.00	\$747.13	\$1,268.32	
41	Galapagos Trip 2015	\$8,225.40	\$0.00	\$0.00	\$8,225.40	Jun-2015
42	Game Design Programming Club	\$215.65	\$0.00	\$0.00	\$215.65	Jun-2015
43	Gay/Straight Alliance	\$668.42	\$0.00	\$0.00	\$668.42	Sep-2014
44	G.O.	\$27,330.54	\$1,457.68	\$94.15	\$28,694.07	
45	Girls Basketball	\$448.14	\$0.00	\$0.00	\$448.14	Dec-2015
46	Girls Cross Country	\$0.00	\$0.00	\$0.00	\$0.00	Apr-2015
47	Girls Lacrosse	\$4,599.89	\$0.00	\$0.00	\$4,599.89	Dec-2015
48	Girls JV Lacrosse	\$0.00	\$0.00	\$0.00	\$0.00	Apr-2015

**Extra Curricular Report
2015-2016**

	A	AF	AG	AH	AI	AJ
1		OPENING	ADD	REDUCE	CLOSING	DATE OF
2		BALANCE			BALANCE	LAST
3		JAN.2016	JAN.2016	JAN.2016	JAN.2016	ACTIVITY
49	Girls Softball	\$1,159.70	\$180.00	\$85.00	\$1,254.70	
50	Girls Varsity Swim	\$514.46	\$0.00	\$0.00	\$514.46	Oct-2015
51	Girls Track	\$667.15	\$339.00	\$120.00	\$886.15	
52	Girls Volleyball Varsity	\$423.53	\$0.00	\$0.00	\$423.53	Dec-2015
53	Girls Volleyball J.V.	\$483.76	\$0.00	\$0.00	\$483.76	Oct-2015
54	Habitat for Humanities	\$4,463.86	\$0.00	\$495.00	\$3,968.86	
55	Hebrew Culture Club	\$1,434.58	\$0.00	\$18.00	\$1,416.58	
56	Honor Society	\$12,424.89	\$0.00	\$0.00	\$12,424.89	Jun-2015
57	Hurricane Sandy Donations	\$5,675.62	\$0.00	\$0.00	\$5,675.62	Oct-2015
58	Interact	\$1,469.77	\$0.00	\$0.00	\$1,469.77	Dec-2015
59	International Costa Rica	\$8.49	\$0.00	\$0.00	\$8.49	Dec-2015
60	International French Trip	\$0.00	\$0.00	\$0.00	\$0.00	Dec-2014
61	International Spain Trip	\$39.94	\$0.00	\$0.00	\$39.94	Jun-2015
62	International Italy Trip	\$6.25	\$0.00	\$0.00	\$6.25	May-2015
63	JV Cheerleaders	\$582.42	\$250.00	\$0.00	\$832.42	
64	Kayak Club	\$0.00	\$0.00	\$0.00	\$0.00	Jul-2015
65	Key Club	\$1,771.49	\$168.00	\$52.50	\$1,886.99	
66	Life Skills	\$2,314.91	\$1,120.00	\$40.14	\$3,394.77	
67	Law Club	\$268.10	\$0.00	\$0.00	\$268.10	May-2015
68	Latino Culture Club	\$485.85	\$0.00	\$28.00	\$457.85	
69	Literacy Magazine	\$338.36	\$102.00	\$0.00	\$440.36	
70	Marine Biology	\$506.56	\$116.00	\$45.00	\$577.56	
71	Marching Band Activity	\$10,320.75	\$0.00	\$2,334.00	\$7,986.75	
72	Mathletes	\$690.50	\$87.00	\$56.00	\$721.50	
73	Model Congress	\$6,192.75	\$9,660.00	\$184.35	\$15,668.40	
74	National Art Honor Society	\$486.32	\$169.00	\$0.00	\$655.32	
75	Oceanside Athletic Pride	\$8,104.96	\$0.00	\$353.00	\$7,751.96	
76	Orchestra Activity	\$0.00	\$0.00	\$0.00	\$0.00	Apr-2015
77	Patriot Club	\$3,619.51	\$0.00	\$47.92	\$3,571.59	
78	Project Extra	\$500.00	\$0.00	\$0.00	\$500.00	Apr-2015
79	Robotics	\$2,172.35	\$1,551.68	\$367.66	\$3,356.37	
80	School#2	\$1,245.72	\$849.00	\$186.70	\$1,908.02	
81	School #3	\$2,598.86	\$1,273.22	\$0.00	\$3,872.08	
82	School#4	\$30,086.63	\$700.75	\$2,153.77	\$28,633.61	
83	School #5	\$8,094.66	\$1,916.11	\$1,961.56	\$8,049.21	
84	School#6	\$9,266.79	\$0.00	\$0.00	\$9,266.79	Nov-2015
85	School #8	\$10,714.29	\$1,430.25	\$797.00	\$11,347.54	
86	School#9E	\$12,218.97	\$496.30	\$262.44	\$12,452.83	
87	School #9M	\$25,196.69	\$909.38	\$730.50	\$25,375.57	
88	SADD	\$1,721.10	\$0.00	\$0.00	\$1,721.10	Dec-2015
89	Sales Tax Payable	\$118.00	\$0.00	\$0.00	\$118.00	Dec-2015
90	Sailor Shack (School Store)	\$1,630.65	\$0.00	\$0.00	\$1,630.65	Jun-2015
91	Senior Events Fund	\$8,054.55	\$0.00	\$0.00	\$8,054.55	Jun-2015
92	Sider Press	\$0.00	\$0.00	\$0.00	\$0.00	May-2015
93	Soul Shine	\$5,059.80	\$0.00	\$0.00	\$5,059.80	Dec-2015

**Extra Curricular Report
2015-2016**

	A	AF	AG	AH	AI	AJ
1		OPENING	ADD	REDUCE	CLOSING	DATE OF
2		BALANCE			BALANCE	LAST
3		JAN.2016	JAN.2016	JAN.2016	JAN.2016	ACTIVITY
94	Sportnight Blue	\$0.00	\$4,291.00	\$0.00	\$4,291.00	
95	Sportnight White	\$0.00	\$4,590.00	\$0.00	\$4,590.00	
96	Spindrift	\$864.68	\$6,145.00	\$0.00	\$7,009.68	
97	Thespians	\$23,251.09	\$3,270.00	\$160.00	\$26,361.09	
98	Tri M	\$872.37	\$510.00	\$0.00	\$1,382.37	
99	Varsity Baseball	\$1,752.87	\$0.00	\$0.00	\$1,752.87	Jun-2015
100	Varsity Cheerleaders	\$11,726.96	\$1,185.00	\$8,394.00	\$4,517.96	
101	Varsity Golf	\$0.50	\$0.00	\$0.00	\$0.50	May-2015
102	Varsity Gymnastics	\$8,007.34	\$0.00	\$0.00	\$8,007.34	Dec-2015
103	Varsity Tennis (Girls)	\$15.40	\$0.00	\$0.00	\$15.40	Dec-2015
104	Varsity Badminton	\$0.00	\$0.00	\$0.00	\$0.00	Dec-2013
105	Video Club	\$340.00	\$0.00	\$0.00	\$340.00	May-2015
106	World Interest Club	\$6,937.34	\$3,311.00	\$1,099.00	\$9,149.34	
107	World Language Honor Society	\$1,521.10	\$0.00	\$48.00	\$1,473.10	
108	Wrestling	\$0.00	\$0.00	\$0.00	\$0.00	Dec-2014
109	Interest Income	\$847.73	\$26.66	\$0.00	\$874.39	
110	TOTAL	\$344,127.37	\$61,899.76	\$47,642.32	\$358,384.81	
111						
112						
113						
114	Robin D. Green					
115	Business Administrator/					
116	Controller					
117	Christopher A. Van Cott					
118	Assistant Superintendent/					
119	Treasurer					

**OCEANSIDE UNION FREE SCHOOL DISTRICT
OCEANSIDE, NEW YORK**

STANDARD CLAIMS AUDIT REPORT FORM

WARRANT # 13 FOR THE PERIOD ENDING 1/15/2016

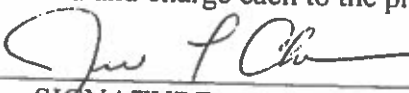
Fund	Number of Checks	Check Number Range	Total Dollar Amount
A General	151	26815-26827 164139-164144 231554, 232295 232833 232969-233097	\$4,535,907.05
C Cafeteria	18	5863 802579-802595	\$83,900.46
F Federal	9	901316-901317 903715 903717-903722	\$50,778.22
H Capital	3	1102-1104	\$32,714.20
T Trust & Agency	33	89334 89369-89394 708205-708210	\$1,505,071.82
TE Private Purpose Trust	---	---	---
TOTAL	214	XXXXXXXXXX	\$6,208,371.75

CERTIFICATION OF WARRANT

To the District Treasurer:

I hereby certify that I have verified the above claims, 214 in number, in the total amount of \$6,208,371.75. You are hereby authorized and directed to pay to the claimants certified above the amount of each claim allowed and charge each to the proper fund.

1/21/16
DATE


SIGNATURE

Claims Auditor
TITLE

WARRANT EXCEPTION REPORT

Fund	Check #	Vendor	Check Amt	✓ if claim:		Comments
				Held	Denied	
						<u>None</u>

**OCEANSIDE UNION FREE SCHOOL DISTRICT
OCEANSIDE, NEW YORK**

STANDARD CLAIMS AUDIT REPORT FORM

WARRANT # 14 FOR THE PERIOD ENDING 1/31/2016

Fund	Number of Checks	Check Number Range	Total Dollar Amount
A General	153	26828-26840 164145-164155 233044 233098-233225	\$5,491,782.21
C Cafeteria	1	5865	\$27,404.49
F Federal	13	901318 903723-903734	\$63,222.13
H Capital	---	---	---
T Trust & Agency	37	89395-89424 708211-708217	\$1,712,533.12
TE Private Purpose Trust	---	---	---
TOTAL	204	XXXXXXXXXX	\$7,294,941.95

CERTIFICATION OF WARRANT

To the District Treasurer:

I hereby certify that I have verified the above claims, 204 in number, in the total amount of \$ 7,294,941.95. You are hereby authorized and directed to pay to the claimants certified above the amount of each claim allowed and charge each to the proper fund.

2/4/16
DATE

Jim P. Cho
SIGNATURE

Claims Auditor
TITLE

WARRANT EXCEPTION REPORT

Fund	Check #	Vendor	Check Amt	✓ if claim:		Comments
				Held	Denied	