

HOW TO GET THE INFINITE CAMPUS PARENT PORTAL MOBILE APP

- After logging in to the parent portal from any browser, scroll all the way to the bottom of the home screen
- Click the green “get your district id” button
- Make note of the district id in the middle of the page (for security, we cannot publish this here.)

It is easier to now switch to your mobile device

- **On your mobile device**, go to the App vendor and search for **Infinite Campus Mobile Portal**.
- Install the App
- Enter the District ID
- Log in

NOTE: DIFFERENT MOBILE DEVICES WILL DISPLAY INFORMATION DIFFERENTLY

For example...

On an iPhone, the app opens to account info and you tap the green bars at the top left to open the menu


Use the drop down to select one of your children to view

On a Galaxy, the app opens to the menu and you tap the student’s name at the top right to change to another student

Go Mobile - Need Your District ID?




Get Your District ID



Campus Mobile Portal Installation




Go Mobile Anytime. Anywhere.



One Touch. Tons of Info.

Anytime, anywhere access. Get your Campus Portal information when you want it from your mobile device.

Step 1 Download the App
Download the Infinite Campus Mobile Portal application from any of the following app stores:



Step 2 Launch the Campus App and Enter your District ID
Select Settings.
Enter your District ID:

Step 3 Enter Portal Account to Sign In
Enter your Campus Portal Username and Password
Select Log In / Sign In

Help
Find help, review mobile device requirements, or submit a request for support on the [Mobile Home](#) and [More Info](#) pages.

infinitecampus.com | Campus Mobile Portal