

Oceanside School District

Special Education Audit Results

2016

Debra Kienke
Executive Director of Special Education





REVIEW DESIGN

IEP Development

IEP Implementation

Instruction from Qualified Staff

Delivery of Special Ed Programs & Services


Behavioral Interventions

Parental Awareness of SE Delivery & Progress

Audit Included:

Three SED Representatives who:

- *Conducted a random selection of records
- *Reviewed Records for four days
- *Observed Instructional Programs for six days
- *Attended ten CSE Meetings
- *Reviewed Surveys from Staff, Administration and Parents






Feedback


- *Programs and Instruction were impressive
- *CSE Meetings were inclusive and well managed
- *Prior Written Notices were well written
- *Staff was highly qualified and demonstrated targeted instruction toward IEP goals
- *Records were complete and accurate

Feedback

- *Information contained on one Behavior Intervention Plan (BIP)
- *Consultant Teacher Services
- *Start Dates of Related Services
- *Transition Details
- *Goals

Corrective Action In Progress





Summary:

K-12 Population 5,679

Students with Disabilities 727

Related Service K-6: 276 - 7-12: 265

Resource Room K-6: 90 - 7-12: 103

Integrated CoTeaching K-6: 89 - 7-12 133

Special Class K-6: 39 - 7-12: 121

Out of District Placements 25 students